

FULCRUM

EQUIPMENT

RENTAL & SALES

2019/20
**RENTAL
GUIDE**

www.fulcrum.nz

**Essential
Support
for Project
Completion**

**OVER 30
NEW PAGES
OF GEAR
ADDED**



Reservations Hotline 03 659 0777

24/7

Welcome

Hello and welcome to the all-new **2019/20Gear Guide.**

We are extremely pleased to present the 2nd edition of the Fulcrum Equipment Gear Guide. Since the release of our first edition we have experienced significant growth which has enabled us to include a much larger range of equipment in our fleet.

Our passion to provide 'essential support for project completion' has continued to drive us forward to support our customers with equipment that helps to move projects forward easier, safer and quicker!

We understand that in today's ever increasing busy environment it takes smart operators using good gear to get the job done. We continue to build our business around this to provide great gear on time, every time!

To find out how Fulcrum Equipment can support your projects please contact the team today.



Kerry Wallace
Business Development
kerry@fulcrum.nz | 03 659 0777

Why hire from us?

- CUSTOMER SUCCESS
- CUSTOMER SUPPORT
- CUSTOMER DEADLINES
- EQUIPMENT SPECIALISTS



About Fulcrum 4



Access 8



Construction 36



Site Equipment 82



Additional Equipment 96



Health and Safety 101

TRANSPORTATION REQUIREMENTS KEY



Utility



Trailer



Truck (<6T)



Truck (<10T)

About Us





Support	6
----------------	----------

Sales	7
--------------	----------

Here at Fulcrum Equipment we are passionate about assisting professional trades to successfully complete projects!

Fulcrum Equipment Ltd was established to provide trade professionals with late model, efficient and reliable Access & Construction Equipment to work sites around the lower South Island.

This range has significantly increased in size since commencing operations early in 2018. We have also now included a new range of Site Equipment to the line-up – read on for more detail...!

As also stated from the outset, we have a regular fleet replacement programme. Along with this our meticulous attention to detail provides assurance that great gear will arrive on your site when partnering with Fulcrum Equipment.

**Essential
Support
for Project
Completion**



When things go wrong, it's the **support that counts.**

Fulcrum is backed by a team of professionals South Island wide, to have you back up and running in the shortest time possible.

“Great quality Equipment, we have hired a 3.5T and 5.5T excavator. Great service and highly recommend. Thanks Kerry and the Team!”



Dedicated Support

03 659 0777
hire@fulcrum.nz


24/7



Fulcrums policy is to maintain a **modern, low houred fleet...**

and as a result, we have quality, low houred machinery for sale.

You can enjoy peace of mind knowing that all our machinery has been maintained to the highest of standards and can offer the balance of the machine warranty. See page 10 for more information.

 *Great service, great gear, very happy with the whole process when dealing with the team at Fulcrum!*

Call us now for a list of sales stock.

03 659 0777

Access





Vertical Mast Lifts	11
Electric Scissor Lifts	13
Rough Terrain Scissor Lifts	19
Articulated Boom Lifts	25
Trailer Booms	29
Attachments	31

“The project went very well, the scissor was delivered to site on time and the guys loved using it. Great to use your nice new gear!”

SAFETY GEAR REQUIREMENTS KEY



Hi-Vis Vest



Hard Hat



Work Boots



Harness

Premium Used Equipment FOR SALE

Fulcrum Equipment has only the most modern and highly maintained equipment in our fleet; hence why we regularly have quality, low houred machinery for sale.



You can enjoy peace of mind knowing that all our machinery has been maintained to the highest of standards and can offer the balance of the machine warranty.

Contact us now for a list of sales stock
03 659 0777 | hire@fulcrum.nz

Vertical Mast Lifts



Vertical Mast Lifts are perfect for one-man tasks and indoor applications. Compact in design, these make accessing hard to reach places a breeze with a tight turning circle and fast lift speeds.

6 Metre

12

SKYJACK

- Ultra compact design
- Low loading height
- Two person capacity
- Slide-out deck
- Excellent reach height with small footprint



SPECIFICATIONS

BRAND SKYJACK

Model	SJ16
-------	------

DIMENSIONAL DATA

Platform Height (Raised)	4.75m
Working Height	6.75m
Platform Height (Lowered)	0.45m
Platform Dimensions	0.69m x 0.93m
Overall Height	1.79m
Overall Width	0.76m
Overall Length	1.37m

PERFORMANCE DATA

Weight	966kg
Platform Capacity	227kg
Platform Capacity (Extended)	113kg
Grade Ability	30%
Wind Speed	Indoor Rated Only
Drive Speed (Stowed)	4km/h

TYRES: SOLID NON-MARKING



TRANSPORT



Electric Scissor Lifts



Electric Slab Scissor Lifts are perfect for any indoor applications where working at height is required.

Non-marking tyres and an array of safety features, standard on all Fulcrum's Electric Scissor Lifts, ensure any task at height is a breeze. Electric Slab Scissor Lifts range from 4m - 14m, and can be transported on site by Fulcrum Equipment with either trailer or truck.

6 Metre	14
8 Metre	15
10 Metre	16
12 Metre	17
14 Metre	18

DINGLI

- Push around by single operator
- Easy to use controls
- Automatic locking system
- 240Kg capacity

SPECIFICATIONS

BRAND DINGLI

Model SP039-E

DIMENSIONAL DATA

Platform Height (Raised) 3.9m

Working Height 5.9m

Platform Dimensions 1.15m x 0.70m

Overall Height 1.92m

Overall Width 0.76m

Overall Length 1.30m

PERFORMANCE DATA

Weight 516kg

Platform Capacity 240kg

Wind Speed Indoors Rated Only

TYRES: NON-MARKING CASTORS



TRANSPORT



SKYJACK / DINGLI

- Use indoor/outdoor on flat services
- Fold-down handrails; easily fits through doorways
- Standard with non-marking tyres
- Heavy duty brands ensures you stay productive

SPECIFICATIONS

BRAND	SKYJACK	DINGLI
Model	SJ3219	S06-E

DIMENSIONAL DATA

Platform Height (Raised)	5.8m	5.8m
Working Height	7.8m	7.8m
Platform Dimensions	1.63m x 0.66m	1.67m x 0.74m
Platform Extension Size	0.9m	0.9m
Overall Height (Stowed)	2.1m	2.01m
Overall Width	0.8m	0.76m
Overall Length	1.8m	1.86m

PERFORMANCE DATA

Weight	1312kg	1240kg
Platform Capacity	227kg	230kg
Platform Capacity (Extended)	113kg	115kg
Grade ability	25%	25%
Wind Speed	12.5m/s	12.5m/s
Drive Speed (Stowed)	3.7km/h	5km/h

TYRES: NON-MARKING CASTORS



TRANSPORT



SKYJACK / DINGLI

- Choose from wide/narrow body to suit your task
- Increased platform capacity of 454kg
- Fold-down handrails



SPECIFICATIONS

BRAND	SKYJACK	SKYJACK	DINGLI
Model	SJ3226	SJ4626	S0808-E

DIMENSIONAL DATA

Platform Height (Raised)	8m	8m	8m
Working Height	10m	10m	10m
Platform Dimensions	2.13m x 0.71m	2.13m x 1.07m	2.17m x 0.81m
Platform Extension	0.91m	0.91m	0.9m
Overall Height (Stowed)	2.15m	2.15m	2.32m
Overall Width	0.81m	1.17m	0.81m
Overall Length	2.32m	2.31m	2.48m

PERFORMANCE DATA

Weight	1876kg	2760kg	2180kg
Platform Capacity	227kg	454kg	230kg
Platform Capacity (Extended)	113kg	136kg	113kg
Grade Ability	25%	25%	25%
Wind Speed	N/A	12.5m/s	N/A
Drive Speed (Stowed)	3.2km/h	3.2km/h	4km/h

TYRES: SOLID NON-MARKING

**SOLID,
WELL BUILT
MACHINES MEAN
YOU REMAIN
PRODUCTIVE**

TRANSPORT



SKYJACK / DINGLI

- Large, stable platform area
- Low stowed height and fold-down handrails means access through low overhead doors



SPECIFICATIONS

BRAND	SKYJACK	DINGLI
Model	SJ4632	S1012E

DIMENSIONAL DATA

Platform Height (Raised)	9.8m	10m
Working Height	11.8m	12m
Platform Dimensions	2.14m x 1.07m	2.27m x 1.12m
Platform Extension	0.91m	0.9m
Overall Height (Stowed)	2.15m	2.47m
Overall Width	1.2m	1.15m
Overall Length	2.3m	2.48m

PERFORMANCE DATA

Weight	2720kg	2965kg
Platform Capacity	319kg	320kg
Platform Capacity (Extended)	196kg	113kg
Grade Ability	25%	25%
Wind Speed	12.5m/s	12.5m/s
Drive Speed (Stowed)	2.4km/h	5km/h

TYRES: SOLID NON-MARKING

**ALL
FULCRUMS
SCISSOR LIFTS
FEATURE 'DRIVE
AT FULL HEIGHT'
FUNCTION**

TRANSPORT



DINGLI

- 320kg capacity
- Only 1.15m wide
- Ideal machine for warehouses and supermarkets.
- Indoor rated only



Larger units available by request. Call to enquire.

14M WORKING HEIGHT MAKES THIS ELECTRIC SLAB SCISSOR LIFT PERFECT FOR WAREHOUSES AND SUPERMARKET PROJECTS

SPECIFICATIONS

BRAND

DINGLI

Model

S1212 E

DIMENSIONAL DATA

Platform Height (Raised)	12m
Working Height	14m
Platform Dimensions	2.27m x 1.12m
Platform Extension	0.9m
Overall Height (Stowed Rails Up)	2.59m
Overall Width	1.15m
Overall Length	2.48m

PERFORMANCE DATA

Weight	2900kg
Platform Capacity	320kg
Platform Capacity (Extended)	113kg
Grade Ability	25%
Wind Speed	Indoor Rated Only
Drive Speed (Stowed)	5km/h

TYRES: SOLID NON-MARKING



TRANSPORT



Rough Terrain Scissor Lifts



Rough Terrain Scissor Lifts are ideally suited for outdoor tasks where additional traction and stability is required to operate on uneven terrain. Each Scissor Lift is fitted with outriggers to level the machine. With suitable ventilation, Rough Terrain Scissor Lifts can operate inside meaning greater lift capacity and stabilisation over typical Electric Scissor Lifts.

Our Rough Terrain Scissor Lifts can be delivered on site by our trucks, or our smallest units can be collected on a trailer, behind a suitably rated towing vehicle.

8 Metre	20
10 Metre	21
12 Metre	22
14 Metre	23

SNORKEL

- Only 1.45m wide
- Non-marking tyres
- Only 2,360kg
- Perfect for short-term jobs with the ability to be trailered

SPECIFICATIONS

BRAND SNORKEL

Model	S2255RT
-------	---------

DIMENSIONAL DATA

Platform Height (Raised)	6.5m
Working Height	8.5m
Platform Dimensions	2.73m x 1.4m
Platform Extension	1.2m
Overall Height (Stowed Rails Up)	2.35m
Overall Width	1.45m
Overall Length	3.3m

PERFORMANCE DATA

Weight	2,360kg
Platform Capacity	420kg
Platform Capacity (Extended)	100kg
Grade Ability	35%
Wind Speed	12.5m/s
Drive Speed (Stowed)	5.2km/h

TYRES: SOLID NON-MARKING



THIS UNIT HAS THE ABILITY TO BE TRAIERED

TRANSPORT



SKYJACK

- Nimble in tight spaces and offers superior traction on difficult terrain
- Low loading heights
- SKYJACK models available with pipe racks



SPECIFICATIONS

BRAND SKYJACK

Model	SJ6826
-------	--------

DIMENSIONAL DATA

Platform Height (Raised)	7.92m
Working Height	9.75m
Platform Dimensions	2.44m x 1.42m
Platform Extension Size	1.52m
Overall Height (Stowed)	2.38m
Overall Width	1.76m
Overall Length	3.35m

PERFORMANCE DATA

Weight	3305kg
Platform Capacity	567kg
Platform Capacity (Extended)	136kg
Grade ability	50%
Wind Speed	12.5m/s
Drive Speed (Stowed)	6.1km/h

TYRES: SOLID NON-MARKING



TRANSPORT



SKYJACK

- Excellent 4WD capabilities and fast travel speed
- A low stowed height ideal for loading tools and materials
- 1.5m roll-out extension deck can be secured in multiple positions for increased platform space and improved reach capabilities
- SKYJACK models available with pipe racks



SPECIFICATIONS

BRAND SKYJACK

Model	SJ6832
-------	--------

DIMENSIONAL DATA

Platform Height (Raised)	9.7m
Working Height	11.8m
Platform Dimensions	2.4m x 1.44m
Platform Extension Size	1.5m
Overall Height (Stowed)	2.5m
Overall Width	1.7m
Overall Length	3.35m

PERFORMANCE DATA

Weight	3655kg
Platform Capacity	454kg
Platform Capacity (Extended)	150kg
Grade ability	40%
Wind Speed	12.5m/s
Drive Speed (Stowed)	6.3km/h

TYRES: SOLID NON-MARKING



TRANSPORT



SNORKEL

- 14m reach with compact footprint
- Roll-out extension deck
- Non-marking rubber tyres

AVAILABLE ONLY
BY REQUEST FOR
LONG TERM HIRE
CALL 03 659 0777
TO ENQUIRE

SPECIFICATIONS

BRAND SNORKEL

Model	S3970RT
-------	---------

DIMENSIONAL DATA

Platform Height (Raised)	11.9m
Working Height	13.9m
Platform Dimensions	2.71m x 1.65m
Platform Extension	1.2m
Overall Height (Stowed Rails Up)	2.95m
Overall Width	1.8m
Overall Length	3.4m

PERFORMANCE DATA

Weight	3790kg
Platform Capacity	350kg
Grade Ability	30%
Wind Speed	12.5m/s
Drive Speed (Stowed)	4.5km/h

TYRES: SOLID NON-MARKING



TRANSPORT



SKYJACK

- Lifting capacity of 681kg
- 5.7m deck span
- Twin sliding platform extensions
- With non-marking tyres, this unit is excellent for large-scale indoor projects
- Available with pipe racks
- Drivable at full height

SPECIFICATIONS

BRAND SKYJACK

Model	SJ8841
-------	--------

DIMENSIONAL DATA

Platform Height (Raised)	12.5m
Working Height	14.5m
Platform Dimensions	3.4m x 1.7m
Platform Extension	2.3m
Overall Height (Stowed - rails up)	2.9m
Overall Width	2.3m
Overall Length	3.4m

PERFORMANCE DATA

Weight	6173kg
Platform Capacity	681kg
Grade Ability	30%
Wind Speed	12.5m/s
Drive Speed (Stowed)	4.5km/h

TYRES: SOLID NON-MARKING



AVAILABLE ONLY BY REQUEST FOR LONG TERM HIRE CALL 03 659 0777 TO ENQUIRE

TRANSPORT



Articulating Boom Lifts



Knuckle or Articulating Boom Lifts provide the ultimate working platform when needing to reach up and over obstacles.

16 Metre	26
18 Metre	27
21 Metre	28

SKYJACK

- 16m booms are ideal for any commercial building/warehouse
- Best in class/reach for size
- Oscillating axle that can handle rough terrain
- 7KVA power to platform available
- Superior traction/all-terrain ability



SPECIFICATIONS

BRAND SKYJACK

Model	SJ46AJ
-------	--------

DIMENSIONAL DATA

Platform Height (Raised)	14.15m
Working Height	16.15m
Platform Dimensions	1.83m x 0.76m
Overall Height (Stowed)	2.07m
Overall Width (Stowed)	2.24m
Overall Length (Stowed)	6.5m
Up and Over Height	7.63m

PERFORMANCE DATA

Weight	6981kg
Platform Capacity	227kg
Power to Basket (Subject to availability)	7KVA
Grade Ability	45%
Wind Speed	12.5m/s
Drive Speed (Stowed)	7.7km/h

TYRES: SOLID NON-MARKING



TRANSPORT



SKYJACK

- The SJ51 offers greater reach than the SJ46's while maintaining the same compact chassis
- 7.63m up and over height
- Compact, fast machines
- 7KVA power to platform available

SPECIFICATIONS

BRAND SKYJACK

Model	SJ51AJ
-------	--------

DIMENSIONAL DATA

Platform Height (Raised)	15.5m
Working Height	17.5m
Platform Dimensions	1.83m x 0.76m
Overall Height (Stowed)	2.07m
Overall Width (Stowed)	2.24m
Overall Length (Stowed)	7.25m
Up and Over Height	7.63m

PERFORMANCE DATA

Weight	7316kg
Platform Capacity	227kg
Power to Basket (Subject to availability)	7KVA
Grade Ability	45%
Wind Speed	12.5m/s
Drive Speed (Stowed)	7.7km/h

TYRES: SOLID NON-MARKING



TRANSPORT



SKYJACK

- A unique knuckle arrangement provides the operator with 12m of horizontal reach
- Oscillating axle and superior traction control ensures performance on the toughest terrains
- 7KVA power to platform available



SPECIFICATIONS

BRAND	SKYJACK
Model	SJ63AJ

DIMENSIONAL DATA	
Platform Height (Raised)	19.4m
Working Height	21.4m
Platform Dimensions	2.4m x 0.91m
Overall Height (Stowed)	2.54m
Overall Width (Stowed)	2.44m
Overall Length (Stowed)	9.14m
Up and Over Height	8.38m

PERFORMANCE DATA	
Weight	9752kg
Platform Capacity	227kg
Power to Basket (Subject to availability)	7KVA
Grade Ability	45%
Wind Speed	12.5m/s
Drive Speed (Stowed)	7.3km/h

TYRES: SOLID NON-MARKING

**AVAILABLE ONLY
BY REQUEST FOR
LONG TERM HIRE
CALL 03 659 0777
TO ENQUIRE**

TRANSPORT



Trailer Booms



Trailer Booms or Cherry Pickers are ideal for both indoor and outdoor applications where access into small areas is paramount.

Towing by car makes these machines a very affordable option for short term jobs.

12 Metre

30

SNORKEL

- Safe and stable working height of up to 12.6m
- Heavy duty trailer mounted articulated boom lift
- Robust steel platform with two man capacity
- Easy to use outrigger/boom safety interlocks
- Ideal for a wide range of construction, building and maintenance applications



SPECIFICATIONS

BRAND SNORKEL

Model MHP 13/35

DIMENSIONAL DATA

Working Height 12.6m

Horizontal Reach 5.6m

Lift Capacity 227kg

Platform Dimensions 0.78m x 1.25m

Industry Leading Working Envelope

Fitted with Jib Boom

Self-leveling Platform

Hydraulic Outriggers

540° Non-continuous Turntable Rotation



TRANSPORT



Attachments



Fulcrum Equipment has a range of attachments to fit our SKYJACK Equipment. Ideal for making your hired machine a more versatile package to suit your application.

With correct and safe use, these are guaranteed to improve productivity by freeing up deck space.

DC Light Duty Pipe Rack	32
DC Heavy Duty Pipe Rack	33
RT Heavy Duty Pipe Rack	34
DC Board Carrier	35

DC LIGHT-DUTY

Skyjack's light-duty pipe rack is designed for maximizing platform work space without sacrificing on productivity. Available on all DC scissor lifts, the pipe rack is an ideal aid for plumbers, electricians and maintenance workers who want to organize platform materials without limiting machine movement within tight spaces. Mounted on opposite ends of the platform, the pipe rack supports a rated load of 23 kg or 45 kg depending upon machine model.



**MAXIMIZE
YOUR
PLATFORM
WORKSPACE!**

SPECIFICATIONS

	SJ 3219	SJ 4626	SJ 4632
Rated work load on pipe rack	23 kg	45 kg	45 kg
Total rated work load including load on pipe rack	220 kg 1 person	227 kg 2 person	227 kg 1 person
Max wind speed	0 m/s	0 m/s	0 m/s



DC HEAVY-DUTY

Designed, tested and certified by Skyjack for work applications where carrying capacity is critical, the heavy-duty pipe rack is the ideal attachment for a safe and secure solution. Mounted at the rear of the platform for optimized platform space, the heavy-duty pipe rack has a large work load.



PERFECT FOR FIRE PROTECTION INSTALLERS

Neoprene strip prevents material damage and limits vibration

Two U-brackets are used to mount over the platform railings. The brackets are clamped together with nuts and bolts to keep the rack secured

Durable nylon straps to keep load secure

Mounted on the main platform of the machine. The weight of the pipes are channeled through to the base of the rack, to achieve a high capacity rated load



SPECIFICATIONS

	SJ 3219	SJ 4626	SJ 4632
Rated work load on pipe rack	45 kg	72kg	84 kg
Total rated work load including load on pipe rack	185 kg 1 person	415 kg 1 person	227 kg 1 person
Max wind speed	9.4 m/s	9.4 m/s	9.4 m/s
Max manual force	200 N	200 N	200 N

RT HEAVY-DUTY

Ideal for HVAC, plumbing and fire sprinkler installation, this heavy-duty pipe rack is designed for durability and sturdiness. The pipe rack provides a high capacity with a rated load up to 320 kg (varies by model) and 40 cm diameter pipes, providing a secure, safe and productive solution.




**MAXIMISE
YOUR
PLATFORM
WORKSPACE!**

Neoprene strip prevents material damage and limits vibration

Durable nylon straps to keep load secure

Mounted on the main platform



Holder to carry spools with sizes up to 350 mm diameter by 150 mm wide. A fixed eccentric cap keeps the spool secure and prevents sliding off



U-brackets are used to mount over the platform railings. The brackets are clamped together with nuts and bolts to keep the rack secured

SPECIFICATIONS

	SJ6826 RT	SJ6832 RT	SJ8841 RT
Related work load on pipe rack per pair on supports	205 kg	205 kg	205 kg
Platform total capacity including load on pipe rack	567kg 2 person	454 kg 1 person	560 kg 2 person
Max wind speed	12.5m/s	12.5m/s	12.5m/s
Max manual force	400 N	200 N	400 N

DC BOARD CARRIER

Maximise productivity with Skyjack's easily installed Board Carrier. Available on all DC scissor lifts, the Board Carrier is designed specifically for applications that require holding and lifting sheet materials. A safe and simple solution, the Board Carrier makes lifting material easier, less strenuous and quicker, while leaving the platform free for tools, other light materials and personnel.



**MAXIMISE
YOUR
PLATFORM
WORKSPACE!**

SPECIFICATIONS

	SJ 3219	SJ 4626	SJ 4632
Rated work load on board carrier	45 kg	45 kg	45 kg
Total rated work load including load on board carrier	206 kg 1 person	433 kg 2 person	297 kg 1 person
Max wind speed	0 m/s	0 m/s	0 m/s



Construction





Excavators	39
Wheeled Loaders	45
Rollers	49
Dumpers	55
Compaction	61
Lighting Towers	65
Highway Trucks	67
Water Carts	71
Attachments	75
Construction Tools	79

“ Great service, great gear,
very happy with the whole
process when dealing with the
team at Fulcrum!



Excavators



Fulcrum Equipment has a range of Excavators from 1.7T - 10T in our fleet ready to meet your requirements.

All Equipment remains modern and highly maintained guaranteed to improve your efficiency.

The latest Tier 4 Engines deliver superior power for their size whilst saving you fuel and reducing environmental impact.

Mini Excavators	40
Compact Excavators	41
Medium Excavators	42
Large Excavators	43





DETAILS

We can supply a range of Trailered Excavators from 1.7T - 2.5T in our fleet ready to meet your requirements.

Trailered Excavators can be towed with suitable vehicles, making them ideal for smaller scale projects.

SPECIFICATIONS (TRAIERED)

OPERATING WEIGHT (T)	DIGGING DEPTH (MM)	WIDTH (MM)	TRANSPORT
1.7	2200	1280	
2.5	2745	1500	

BENEFITS

- **Tilt Bucket** - Allows operator to shape areas.
- **Purpose Built Trailer** - Get machines to remote locations.
- **Rubber Tracks** - Less disturbance to ground.
- **Slew Boom** - Access areas up against structures.
- **Blade** - Can be used for levelling.
- **Zero Tail Swing** - Allows work in confined spaces.

ATTACHMENTS (refer p76-77)







DETAILS

Our Compact Range of Excavators include from 3.5T - 5.5T.

Available with a wide range of attachments and array of safety features make these ideal for your work site.

SPECIFICATIONS

OPERATING WEIGHT (T)	DIGGING DEPTH (MM)	WIDTH (MM)	TRANSPORT
3.5	3300	1740	
5.5	3980	1990	

BENEFITS

- **Tilt Bucket** - Allows operator to shape areas.
- **Rubber Tracks** - Less disturbance to ground.
- **Air Conditioned Cabs** - Operate in all elements.
- **Quick Hitch** - Quick and safe connection of attachments.
- **Slew Boom** - Access areas up against structures.
- **Blade** - Can be used for levelling.

ATTACHMENTS (refer p76-77)





DETAILS



Our medium range of excavators include from 8T - 10T.

Available with a wide range of attachments and array of safety features make these ideal for your work site.

BENEFITS

- **Tilt Bucket** - Allows operator to shape areas.
- **Rubber Tracks** - Less disturbance to ground.
- **Air Conditioned Cabs*** - Operate in all elements.
- **Quick Hitch** - Quick and safe connection of attachments.
- **Slew Boom*** - Access areas up against structures.
- **Blade** - Can be used for levelling.

SPECIFICATIONS

OPERATING WEIGHT (T)	DIGGING DEPTH (MM)	WIDTH (MM)	TRANSPORT
8	4400	2270	
10	4530	2320	

* Where available

ATTACHMENTS (refer p76-77)





DETAILS

Our range of large Komatsu and Sumitomo excavators are suitable for bulky projects where extra power and size is required.

AVAILABLE ONLY
BY REQUEST FOR
LONG TERM HIRE
CALL 03 659 0777
TO ENQUIRE

SPECIFICATIONS

OPERATING WEIGHT (T)	DIGGING DEPTH (MM)	WIDTH (MM)	TRANSPORT
14	5900	2490	

BENEFITS

- **Tilt Bucket** - Allows operator to shape areas.
- **Steel Tracks** - Additional traction on slippery slopes.
- **Air Conditioned Cabs** - Operate in all elements.
- **Quick Hitch** - Quick and safe connection of attachments.
- **Blade** - Can be used for levelling.
- **NZ Road Registered** - Legally work on and around roads.

ATTACHMENTS (refer p76-77)



Long Term Rentals

Customise
our machines
with your own
company logo!

We work with you to provide solutions to your long term rental requirements. Our industry knowledge and experience means we understand what you need.

Your Benefits Include

- Improve your Company Image
- Competitively priced
- Fully serviced and maintained
- Modern machinery
- Variety of attachments available
- Brand the machine with your company logo
- Access to Dedicated Account Manager - 24/7



Contact us for more information...
03 659 0777 | hire@fulcrum.nz

Wheeled Loaders

Fulcrum Equipment has a range of Articulated Wheeled Loaders.

Wheeled/Articulating Loaders are excellent workhorses on site for carting of all kinds of materials.



Small Wheeled Loaders	46
Medium Wheeled Loaders	47



DETAILS


Our Articulated Wheeled Loaders will see your small to medium site requirements covered.

Our Wheeled Loaders are fitted with Universal Hitches to fit a wide range of attachments, making them an essential tool on the job site.

BENEFITS

- **Large Rubber Flotation Tyres** - Maximum traction.
- **NZ Road Registered** - Legally work on and around roads.

SPECIFICATIONS

OPERATING WEIGHT (T)	BUCKET CAPACITY (M ³)		TRANSPORT
	Normal	Heaped	
4	0.45	0.5	

ATTACHMENTS (refer p78)





DETAILS

Our range of 6-8T Articulated Wheeled Loaders will see your site requirements covered.

AVAILABLE ONLY
BY REQUEST FOR
LONG TERM HIRE
CALL 03 659 0777
TO ENQUIRE

BENEFITS

- Large Rubber Flotation Tyres - Maximum traction.
- Cabbed/Non-cabbed - Choose a machine that suits you.
- NZ Road Registered - Legally work on and around roads.

SPECIFICATIONS

OPERATING WEIGHT (T)	BUCKET CAPACITY (M ³)		TRANSPORT
	Normal	Heaped	
6	0.75	1.25	
8	1.05	1.8	

ATTACHMENTS (refer p78)





Rollers

Our large range of Rollers are suitable for the smallest to largest jobs, including Vibrating Rollers from 1700kg to 4000kg.



Remote Control Rollers	50
Pedestrian Rollers	51
Double Drum Rollers	52
Combination Rollers	53
Construction Rollers	54



DETAILS

These rollers feature an articulating joint which increases manoeuvrability while a low centre of gravity improves stability. Safety features include operator alert of any close persons/objects. The sheepfoot drum design acts also to provide traction.

BENEFITS

- **Removable Side Rollers** - Get into narrower trenches.
- **Large Lifting Point** - Easily and safely lower into trenches.
- **Latest Safety Features** - Ensures your crew stay safe in trenches.
- **Powerful Diesel Engine** - Power through the toughest conditions.

SPECIFICATIONS

WEIGHT (KG)	WIDTH (MM)	COMPACTION RATING (KN)	TRANSPORT
1500	820	75	

AVAILABLE ONLY BY REQUEST FOR LONG TERM HIRE CALL 03 659 0777 TO ENQUIRE



DETAILS

Ideal for asphalt compaction due to the high frequency and a specially bevelled drum edge to ensure a perfect 'line free' job.

BENEFITS

- **Water Tank/Bevelled Edge** - Allows for a perfect finish.
- **Trailer Ability** - Tow away yourself to the job site.

SPECIFICATIONS

WEIGHT (KG)	WIDTH (MM)	COMPACTION RATING (KN)	TRANSPORT
430	900	12.5	




DETAILS

Featuring the latest technology with automatic water control and vibration.

BENEFITS

- **Large Capacity Fuel and Water Tanks** - Full day operation creating greater efficiency.
- **Multi-position Seat** - Allows operator to position seat for optimal operation.
- **Auto-start Vibration** - Delivers a perfect finish and eliminates risk of damage to surface.

SPECIFICATIONS

WEIGHT (KG)	WIDTH (MM)	COMPACTION RATING (KN)	TRANSPORT
1700	1000	17.8	
2500	1200	37	
4000	1485	36	






DETAILS

Our range of Combination Rollers feature a front-mounted vibration drum and rear-mounted pneumatic tyres, ideal for mid-sized projects.

Featuring the latest technology with automatic water control and vibration.

SPECIFICATIONS

WEIGHT (KG)	WIDTH (MM)	COMPACTION RATING (KN)	TRANSPORT
2600	1200	40	

BENEFITS

- **Easy transport** - simple loading.
- **Ergonomic driver platform** - excellent view of the drum edges, the machine and the construction site surroundings.
- **Compact dimensions** - perfect for smaller areas too.





DETAILS


Our range of Compact Construction Rollers feature front mounted Vibrating Drums and rear drive tyres.

Fitted with ROPS Cabins and the latest compaction technology, these are ideal for medium roading contracts or even large scale commercial projects.

BENEFITS

- **Spacious Cabin** - Be comfortable 24/7 with acoustic and vibration insulation.
- **No-spin Axles, 100% Self-locking** - Keep continuous ground contact even on highly uneven surfaces.
- **Environmentally Friendly Engine Technology** - Saves up to 30% fuel and makes for a quieter work environment.

SPECIFICATIONS

WEIGHT (KG)	WIDTH (MM)	COMPACTION RATING (KN)	TRANSPORT
7800	1820	112/74	

AVAILABLE ONLY
BY REQUEST FOR
LONG TERM HIRE
CALL 03 659 0777
TO ENQUIRE

Dumpers



Dumpers are a convenient way to shift material around your site.

Fulcrum Equipment has a range of tracked and wheeled dumpers to suit all kinds of materials, site conditions and terrain.

Tracked Dumpers	56
Wheeled Dumpers	58



DETAILS

Our range of Mini Dumpers are perfect for small, tight sites and extremely versatile with a 3 Way tip system.

BENEFITS

- **Rubber Tracks** - Allows for maximum traction.
- **3 Way Tip** - Get your material where you need it.
- **Folding ROPs Frame** - Access low height areas.

SPECIFICATIONS

CAPACITY (T)	WIDTH (MM)	SKIP	TRANSPORT
1.2	950	3 way	



DETAILS

Our range of Compact Dumpers are perfect for tight areas and/or rough ground conditions.

BENEFITS

- **Rubber Tracks** - Allows for maximum traction.
- **3 Way Tip/Swivel** - Get your material where you need it.
- **Folding ROPs Frame** - Access low height areas.



SPECIFICATIONS

CAPACITY (T)	WIDTH (MM)	HEIGHT (MM)	SKIP	TRAVEL SPEED (KM/H)	TRANSPORT
2.5	1500	2310	Swivel	11	





DETAILS

Articulated Wheeled Dumpers are ideal for soft and rough terrain. Smaller Dumper units feature swivel skips allowing maximum efficiency on site.

BENEFITS

- **Large Flotation Tyres** - Minimal ground disturbance and maximum traction.
- **High Ground Clearance** - Built to handle rough terrain.
- **Folding ROPS Frame** - Access low height areas.

SPECIFICATIONS

MAX CAPACITY (T)	OPERATING WEIGHT (T)	SKIP	TRANSPORT
1	1.3	High Tip	
3	2.3	Swivel	





DETAILS

Large Articulated Wheeled Dumpers are ideal for soft and rough terrain. All Dumper units feature swivel skips allowing maximum efficiency on site.

BENEFITS

- **Large Flotation Tyres** - Minimal ground disturbance and maximum traction.
- **High Ground Clearance** - Built to handle rough terrain.
- **Folding ROPs Frame** - Access low height areas.

SPECIFICATIONS

MAX CAPACITY (T)	OPERATING WEIGHT (T)	WIDTH (M)	SKIP	TRANSPORT
6	4.3	2.2	Swivel	
9	4.7	2.5	Swivel	

**AVAILABLE ONLY
BY REQUEST FOR
LONG TERM HIRE
CALL 03 659 0777
TO ENQUIRE**



Compaction



Our large range of Compaction Equipment includes Vibrating Plate Compactors from 60kg-350kg, suitable for the smallest to largest jobs.

Trench Rammers	62
Plate Compactors	63



DETAILS

Trench Rammers / Jumping Jacks are ideal for compacting material where space is tight around obstacles.

BENEFITS

- **Ergonomic Handles** - Less strain over longer periods.
- **Fuel Efficient** - Save on fuel and money.
- **Range of Pad Sizes** - Great for different sized projects.

SPECIFICATIONS

WEIGHT (KG)	WIDTH (MM)	COMPACTION RATING (KN)	TRANSPORT
60	28	13	



DETAILS

Our Vibrating Plate Compactors include the smallest push along units to the self propelled units.

BENEFITS

- **Ergonomic Handles** - Less strain over longer periods.
- **Fuel Efficient** - Save on fuel and money.

SPECIFICATIONS

WEIGHT (KG)	WIDTH (MM)	COMPACTION RATING (KN)	TRANSPORT
60	350	15	
375	600	45	
475	800	60	



Can't find what you're looking for or wanting something larger?

Fulcrum Equipment has access to a huge range of equipment through our industry partners.



**Find out how we can help today...
03 659 0777 | hire@fulcrum.nz**

Lighting Towers

When you need to illuminate a large area, our range of Lighting Towers are up for the task. These robust, durable and super heavy duty towers are suitable to be towed to site and simple to operate.



Residential - LED

66




DETAILS

Designed to tackle metro, construction and civil projects, the X-ECO can be efficiently transported behind a vehicle and comes complete with hydraulic mast raise, light tilt, and 340 degree mast rotation.

BENEFITS

- **Extremely Quiet Diesel Engine** - Work in built-up residential areas.
- **Simple Operation** - Easy to operate and use.
- **Light Tilt/Mast Rotation** - Get the light exactly where required.
- **On/Off Timer** - Set it to switch on when dark.
- **9m Mast** - Get light exactly where required.

SPECIFICATIONS

NUMBER OF LIGHTS	TYPE OF LIGHTS	TOTAL LIGHT OUTPUT	TRANSPORT
6	150W LED	3800 SQM	

Highway Trucks



Our Highway Trucks range from 5T to 8T. All units have tipping capability and are in near-new condition. Most of our trucks are complete with tow-bars and drainage chutes. Additional extras can be added upon booking confirmation.

With Fulcrum you have the choice of putting your company logo on your hired units.

Mini Tippers	68
Medium Tippers	69



DETAILS

We have variety of car licence makes/models available for hire in near-new condition.

The perfect truck for small projects where drivers don't hold a Class 2 licence.

BENEFITS

- **Solid, Reliable Brands** - Fulcrum only operates tried and proven brands that will keep you productive.
- **Latest Technology** - Improved fuel economy and the latest safety features.
- **Automatic Transmission** - Simple and easy to drive and operate.



SPECIFICATIONS

CAPACITY (T)	DETAIL
3	Tipper, Drawbar, 2m ³ Volume



DETAILS

We have variety of Class 2 makes/models available for hire in near-new condition.

Also available with Water Cart attachments (see Trucked Water Carts - page 91).

**AVAILABLE ONLY
BY REQUEST FOR
LONG TERM HIRE
CALL 03 659 0777
TO ENQUIRE**

SPECIFICATIONS

CAPACITY (T)	DETAIL
5 - 8	Tipper, Swing Tailgate with Chute, Drawbar

BENEFITS

- **Solid, Reliable Brands** - Fulcrum only operates tried and proven brands that will keep you productive.
- **Customizable** - Tell us about your requirements and we'll partner together to deliver a truck suited for you needs.
- **Latest Technology** - Improved fuel economy and the latest safety features.
- **GPS Tracking** - Fulcrum can take care of your fleet with comprehensive tracking systems.
- **Versatility** - Ideal for excavator cartage and drainage contractors, with drainage chutes and tie-down points.

Long Term Rentals

Customise
our machines
with your own
company logo!

We work with you to provide solutions to your long term rental requirements. Our industry knowledge and experience means we understand what you need.

Your Benefits Include

- Improve your Company Image
- Competitively priced
- Fully serviced and maintained
- Modern machinery
- Variety of attachments available
- Brand the machine with your company logo
- Access to Dedicated Account Manager - 24/7



Contact us for more information...
03 659 0777 | hire@fulcrum.nz

Water Carts



Fulcrum has a range of small to medium Water Carts to tackle your dust suppression requirements. Our popular Trailered units are ideal for small/compact projects with the Trucked units being suitable for commercial and roading projects.

Trailered	72
Trucked	73



DETAILS

These popular 2000L Trailered Water carts are perfectly suited for small/compact projects for both dust suppression and compaction needs.

Complete with an inlet hose, these can be refilled from nearly any water source. Also suitable for cleaning machinery with the spray hose.

BENEFITS

- **15m Hose Reel** - Ideal for spot spraying.
- **Dust Suppression Bar** - Controlled from the vehicle headlamps makes it ideal for medium sized projects.
- **Inlet Hose** - Fill up from most water sources.

SPECIFICATIONS

CAPACITY (L)	WEIGHT (Filled)	SPREAD (Approx)
2000	2500	10-15m





DETAILS

Available in the fleet is a range of Water Carts to fit our Class Two Trucks as an attachment. Comes complete with in-cab controls, baffle system and hose reel.

Offers the opportunity to use the truck for twin purpose - with or without Water Cart attachment.

BENEFITS

- **Inlet Hose** - Fill up from creeks, open water sources.
- **In-Cab Controls** - Control flow without leaving the cab.
- **Hose Reel** - Ideal for small tasks with exact water placement.

SPECIFICATIONS

CAPACITY (L)	ENGINE	NOZZLES
6000	Petrol	3 Adjustable Outputs

AVAILABLE ONLY BY REQUEST FOR LONG TERM HIRE CALL 03 659 0777 TO ENQUIRE



Attachments



Fulcrum Equipment can supply a huge range of attachments to suit our Excavators and Loaders, making them a versatile package suitable for a variety of tasks.

Look out for the icons in the excavator section to see what attachments are available for your excavator.

Excavator	76
Loader	78



CONCRETE BREAKER

Hydraulic Concrete Breakers suitable for breaking concrete or similar.

To Fit 1.7 - 10T Excavators



AUGER UNIT

Hydraulic Auger Units ideal for drilling holes in difficult areas.

To Fit 1.7 - 10T Excavators
Drill Bits 150 - 800mm



MULTI GRAB

Hydraulic Operated Bucket with thumb like arm, suitable for tree removal, demolition and rock work.

To Fit 2.5 - 10T Excavators





TILT BUCKET

Tilt Buckets are standard on all excavators making shaping or precise movements a breeze.

To Fit 1.7 - 10T Excavators



RIPPER

Single Leg Rippers suitable for Root Removal.

To Fit 1.7 - 10T Excavators



ROOT RAKE

Root Rakes are suitable for tree work/demolition.

To Fit 14T Excavators





FORKS

Industrial Forks make an ideal choice for shifting pallets or materials around on site.

To Fit 4 - 8T Loaders



AUGER UNIT

Hydraulic Auger Units ideal for drilling holes in difficult areas.

To Fit 6 - 8T Loaders
Drill Bits 150 - 600mm



Can't see what you're looking for?

We're always keen to add more equipment and attachments to our fleet.

Call us today...

03 659 0777

Construction Tools



Fulcrum Equipment can supply a range of small hand-held Construction Tools, meaning we can be your one-stop-shop for civil projects.

Trailerred Water Blasters	80
Small Water Blasters	80
Concrete Mixers	80
Concrete Saws	81
Concrete Breakers	81
Concrete Vibrators	81



TRAILERED WATER BLASTERS

These cold water pressure washer trailers feature quality Italian pumps operating at 3000 psi with a flow of 30 l/min (an ideal combination for use across various applications).



SMALL WATER BLASTERS

A powerful small water blaster effective for every small site cleaning job. With four different nozzle attachments this really is the tool for every job.



CONCRETE MIXERS

These large capacity portable concrete site mixers are easy to move and set up, and are ideal for mixing larger batches of concrete and mortar or other materials.



CONCRETE SAWS

A powerful concrete saw to make your concrete cutting jobs easy, and the option to hire with a purpose built trolley, this unit is perfect for your smaller concrete cutting projects.

Weight - 13kg

Blade Diameter - 400mm (14")



CONCRETE BREAKERS

Our range of powerful medium to large hand-held Concrete Breakers are suitable for areas where large machines can't access.



CONCRETE VIBRATORS


Our range of Concrete Vibrators are available with multiple sized spuds.

Site Equipment





Generators	85
Pumps	87
Trench Safety	93



JOHN DEERE

7RSE 15A
060315
50HZ 230V IP68

15A

ELECTRONIC CONTROLLED
JOHN DEERE
15

Generators

Fulcrum offers a range of robust and reliable generators from 3.3 - 9kw to suit every situation.



Generators

86

GT POWER

With all the unique GT POWER features like the patented Tomahawk Alternator, industrial air cleaner & muffler system, automatic voltage regulator (AVR) and low oil alert, these generator are capable of tackling any task!



BENEFITS

- Better durability and engine/alternator life due to cooler running, lowered vibration.
- Better IP (waterproof) protection allows for working in more adverse weather.
- Perfect for construction sites or emergencies where perfect power is essential.
- Useful for battery chargers, drills, grinders, saws and lighting.
- Robust and portable.

SPECIFICATIONS

Model	GT3500i	GT7000ESQ	GT10000ESQ
Output (max)	3300W	7500W	9000W
AMPS (max)	14.3	27	35
Output (Rated)	3000W	7000W	8000W
Engine Type	4 Stroke OHV	4 Stroke OHV	4 Stroke OHV
Full Load dBA Rating	68	70	70
Starting System	Recoil Start	Electric	Electric
Fuel Tank Capacity	9L	25L	25L
Run Time	6hrs	13 hrs	8 hrs
Power Outlets	2	2	2
L x W x H (mm)	484x420x417	725 x 545 x 605	745 x 545 x 605
Weight	34kg	88kg	94kg

TRANSPORT



Pumps

Fulcrum Equipment has a wide range of pumps available to suit many site requirements, including dewatering, sewage and drainage applications.

From 3" drainage pumps to large 6" dewatering pumps we have a full range available to meet the demands of the construction industry.



Flexi-Drive Pumps	88
Heavy Duty Trash Pumps	89
Dewatering & Sewage Pumps	90
Hoses, Fittings & Strainers	92
Additional Pumps	92

FLEXI- DRIVE PUMP

The HONDA powered flexi-drive pumps make dewatering a breeze. With this type of pump there is no priming required as the pump head is submerged under water – simply start the engine and the pump will immediately start pumping water! – Great for dewatering & drainage applications. Designed for commercial applications, it has a heavy duty cast iron impeller.



BENEFITS

- Immediate pumping
- Heavy duty pump for reliability
- Reliable Honda engines

SPECIFICATIONS

PUMP

Size	3"
Capacity	1200L/min
Head	18m
Impeller	Cast Iron
Solids Handling	12mm
Casing	Aluminium
Shaft Length	6m
Coupling	2 Dog

ENGINE

Brand	Honda
Model	GX160

TRANSPORT



HEAVY DUTY TRASH PUMP

Self Priming trash pumps, due to their easy maintenance, can be used with great results for transferring dirty water containing sludge, sand and solids.

The fast priming time, the large solids handling, the high capacity and head capabilities, and quality are the main points which characterise our Caffini TrashLib pumps!

BENEFITS

- Fast priming
- Large solids handling
- Reliable Honda engines
- Heavy duty pump

SPECIFICATIONS

PUMP

Model	TrashLib – 3"	TrashLib – 4"L
Max Capacity	1600L/min	2300L/min
Max Suction	9m	9m
Self-Priming Time	25sec	40sec
Max Solids Handling	38mm	40mm
Max Head	28m	32m
Weight	79kg	110kg

ENGINE

Brand	Honda	Honda
Model	GX270	GX390



TRANSPORT



4" DEWATERING & SEWAGE

The BA100k D193 pump set has been modernised and now offers performance rates similar to small 4" pumps! With its unequalled pump capacity of over 190m³/hr with a maximum fuel consumption of just 1.7 litres per hour this compact 4" sewage pump outperforms any other comparable pump.



BENEFITS

- Low fuel consumption – just 1.7 L/hour of diesel!
- Super quiet operation – approx. 52dBa at 10m!
- Trailer mounted option available
- Uses standard 4" hoses with bauer fittings

SPECIFICATIONS

PUMP

Model	BA100K D193
Flow	190m ³ /hr
Head	22m
Solids	80mm

ENGINE

Brand	Hatz
Model	1D90Z
Fuel	Diesel
Power	6.4kw
Speed	1700rpm

TRANSPORT



6" DEWATERING & SEWAGE

The BA150E auto prime pumps have been designed with a clear focus on reliability, efficiency and durability. Featuring a 100% mechanical priming system, the BA series pumps quickly prime and re-prime, even from dry conditions. The heavy build style of both pump and canopy make the BA range perfect for use in the strenuous contractor market.



BENEFITS

- Low fuel consumption
- Large 220L fuel tank – up to 120 hours of continuous running per tank!
- Super quiet operation – approx. 52dBa at 10m!
- Trailer mounted option available
- Uses standard 6" hoses with bauer fittings

SPECIFICATIONS

PUMP

Model	BA150E D285
Flow	475m ³ /hr
Head	35m
Solids	80mm

ENGINE

Brand	Perkins
Model	404D22T
Fuel	Diesel
Power	34kw
Speed	1750rpm



TRANSPORT



HOSES, FITTINGS & STRAINERS

A full range of hoses, fittings and strainers are also available for the range of pumps in stock.

All hoses are heavy duty, and are fitted with Bauer or Camlock (2" and 3") connectors.



ADDITIONAL PUMPS

Fulcrum Equipment have a large range of other styles and sizes of pumps for hire. From 8" or larger diesel pumps to submersible pumps, diaphragm pumps and more. Contact the team at Fulcrum today to discuss your specific project!



Trench Safety

Fulcrum Equipment stock a range of certified trench shield products for hire to ensure your excavation sites are safe and compliant.



Trench Shields	94
Spreader Bars	95
Other Trench Equipment	95

TRENCH SHIELDS

Within our trench safety range, we have the Guardian Trench Shoring which has been developed to suit NZ's tough working conditions and offers you the complete range of certified ground support systems. Our trench shield options are available in a range of widths and sizes to suit your individual needs. These systems ensure your site is safe and legal, and are certified/rated to NZ Safety Standards.

- **Easy to handle** – a single panel can be moved and assembled by just two people.
- **Adjustable spreader bars** – allows you to put supportive pressure on the trench walls.
- **Detachable leg option** – enables you to keep the shield off the bottom of the trench.
- **Stackable** – use them on top of one another to safely work at greater depths.



STANDARD TRENCH SHIELDS

Set includes 4 adjustable spreader bars, pins and clips for assembly. Panels have inbuilt lifting points.

2.4m length x 1.2m height.



STANDARD EXTENSION TRENCH SHIELDS

Set includes 4 extension joiners, 2 adjustable spreader bars, pins and clips for assembly. Panels have inbuilt lifting points.

2.4m length x 2.4m height.



SPREADER BARS

Complete 'Acrow' adjustable spreader bars for Standard Shields. Comes with 'Jack Screw' outer section, and changeable inner section.

Sizes from 600mm up to 2400mm width.

OTHER TRENCH EQUIPMENT

Fulcrum Equipment also have a full range of other trench safety equipment for hire – from Access Chambers through to heavy duty shield panel options. Contact the team at Fulcrum today to discuss your specific project!



Additional Equipment





We partner with other leading companies throughout the South Island to boost our fleet with additional equipment for longer term projects. These partnerships mean Fulcrum Equipment can offer a full project package to include the following machines. Call to enquire today...

03 659 0777

All Terrain Forklifts	98
Telehandlers	98
Tractor Brooms	99
Tractor Graders	99



ALL TERRAIN FORKLIFTS

Fulcrum has access to a range of rough terrain forklifts to suit many construction site requirements.



TELEHANDLERS

Fulcrum has access to a range of telehandlers from 9 - 18m reach. A range of attachments are also available for added versatility.



TRACTOR BROOMS

Fulcrum has access to these very versatile tractor mounted broom units which can also be provided with a trailer.



TRACTOR GRADERS

Fulcrum has access to mid-mount tractor graders complete with laser features.

Introducing Hire to Buy!

Have you thought about our popular **Hire to Buy** option?

This allows you to take our quality equipment for a fixed term with no obligation to purchase. Simply, when you have experienced for yourself the superior performance and higher productivity our excellent equipment has to offer and you wish to purchase, a percentage of your rental payments become a down payment on your machine!

The Benefits Include:

- 100% of rental payments are tax deductible.
- Try before you buy!
- All machines maintenance costs are included in the rental price.
- We will carry out servicing work on machines while in hire period.
- Grow your business with minimal outlay.



Talk to us about Hire to Buy...

03 659 0777 | hire@fulcrum.nz



Health and Safety



We pride ourselves in keeping our customers safe, and making sure no preventable accidents can take place.

By not only hiring the best possible machinery, we also carry regular checks and ensure certifications are always carried out. Our staff know the requirements and a full inventory of safety equipment is held on-site.

Our Policy

102

The Team at Fulcrum Equipment take **Health and Safety** very seriously.

In our effort of continuous improvement we ensure all equipment meets your site requirements where necessary.

Each machine receives a pre-hire check which includes a meticulous clean inside and out, and to ensure it functions to its safety parameters. Internal systems allow us to check if each individual machine has been supplied with the correct equipment to ensure you remain safe on and around our equipment.



Machines are available with the following:

- **Satellite Beacons**
- **Flashing Lights**
- **GPS Tracking System**
- **Travel Alarms**
- **Tag Out Devices**



Not Sure About What You Need to Have?...

Give us a Call!



DON'T RISK BEING CAUGHT OUT WITH UNSAFE MACHINERY ON YOUR SITE



You Tell Us What You Want and When... and We'll Get it There!

We'll take care of everything to have your machinery on site quickly and efficiently, and we can offer delivery times to suit your situation*.

*Standard travel times apply. Only machines in stock/fleet.



Contact us about your requirements

03 659 0777 | hire@fulcrum.nz



03 659 0777
hire@fulcrum.nz



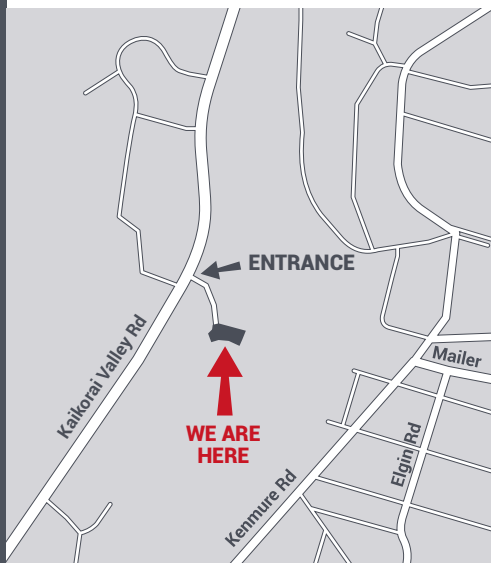
Follow us on...



OPENING TIMES

Monday - Friday 7am - 5pm

377c Kaikorai Valley Rd, Dunedin



CUSTOMER SUCCESS

Convey the image you deserve. We only rent modern, quality, reputable brands and are focused on your success.



CUSTOMER SUPPORT

When you call, the response comes with speed and you can rely on us to stick to our promises and go the extra mile with a smile.



CUSTOMER DEADLINES

Focus on the things that really matter and rely on us to deliver in full, on time, every time, insuring a hassle free experience from start to finish.



EQUIPMENT SPECIALISTS

For your peace of mind, machinery is our passion and we are focused on providing the right equipment for the job.